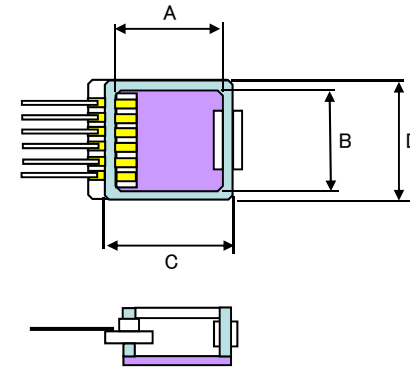
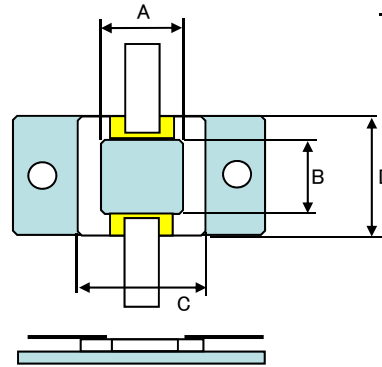



NTK Advanced PKG

Inquiries about
the product

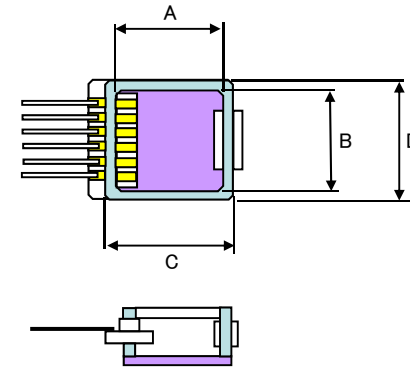
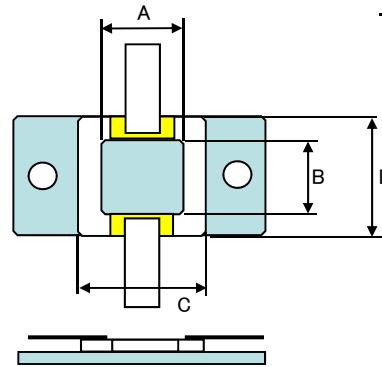



UNIT:inch

LEAD COUNT	CATEGORY	CAVITY						OVERALL			LAYER THICKNESS				LEAD PITCH	NTK MATERIAL CODE B:Black W:White	CONNECTION (0:NON-Connect)		DRAWING NO.	
		DIE CAV.			TOP CAV.						UP(U) DOWN(D)	1st	2nd	3rd			TOTAL	SEAL RING		DIE ATTACH
		A	X	B	C	X	D	E	X	F										
2	LED	0.095	X	0.095		X		U	0.118	X	0.118	0.016	0.008		0.024	-	W	-	SEE DRAWING	IR - 8485A-OP
2	RF/PWR	0.260	X	0.110		X		U	0.360	X	0.230	0.020			0.020	-	B	-	-	IT - 0279C-MO
2	RF/PWR	0.260	X	0.110		X		U	0.360	X	0.230	0.020			0.020	-	B	-	-	IT - 0279D-MO
2	RF/PWR	0.280	X	0.150		X		U	0.360	X	0.230	0.020			0.020	-	B	-	-	IT - 0127B-MO
2	RF/PWR	0.280	X	0.280		X		U	0.400	X	0.400	0.020			0.020	-	B	-	-	IT - 0187Z-MO
2	RF/PWR	0.650	X	0.240		X		U	0.780	X	0.370	0.020			0.020	-	B	-	-	IT - 0249Q-MO
2	RF/PWR	0.650	X	0.240		X		U	0.780	X	0.370	0.020			0.020	-	B	-	-	IT - 0249R-MO
2	RF/PWR	1.100	X	0.240		X		U	1.230	X	0.370	0.020			0.020	-	B	-	-	IT - 0216L-OP
2	RF/PWR	1.100	X	0.240		X		U	1.230	X	0.370	0.020			0.020	-	B	-	-	IT - 0216Q-OP
8	OPTO	0.244	X	0.189	0.295	X	0.189	U	0.394	X	0.228	0.089	0.041		0.130	0.025	B	D/A	S/R	IL - 2051A-OP
8	OPTO	0.382	X	0.173	0.382	X	0.224	U	0.500	X	0.290	0.095	0.060	0.035	0.190	0.100	B	No.8	No.8	IL - 8003A-MO
9	OPTO	0.244	X	0.189	0.287	X	0.189	U	0.394	X	0.228	0.089	0.041		0.130	0.025	B	D/A	S/R	IL - 2049A-OP
14	OPTO	0.740	X	0.307	0.740	X	0.421	U	0.819	X	0.500	0.080	0.040		0.120	0.100	B	No.1, 8	No.1, 8	IL - 1011C-OP

NTK Advanced PKG

Inquiries about
the product



UNIT:mm

LEAD COUNT	CATEGORY	CAVITY						OVERALL			LAYER THICKNESS				LEAD PITCH	NTK MATERIAL CODE B:Black W:White	CONNECTION (0:NON-Connect)		DRAWING NO.	
		DIE CAV.			TOP CAV.						UP(U) DOWN(D)	1st	2nd	3rd			TOTAL	SEAL RING		DIE ATTACH
		A	X	B	C	X	D	E	X	F										
2	LED	2.410	x	2.410		x		U	3.000	x	3.000	0.400	0.200		0.600	-	W	-	SEE DRAWING	IR - 8485A-OP
2	RF/PWR	6.600	x	2.790		x		U	9.140	x	5.840	0.510			0.510	-	B	-	-	IT - 0279C-MO
2	RF/PWR	6.600	x	2.790		x		U	9.140	x	5.840	0.510			0.510	-	B	-	-	IT - 0279D-MO
2	RF/PWR	7.110	x	3.810		x		U	9.140	x	5.840	0.510			0.510	-	B	-	-	IT - 0127B-MO
2	RF/PWR	7.110	x	7.110		x		U	10.160	x	10.160	0.510			0.510	-	B	-	-	IT - 0187Z-MO
2	RF/PWR	16.510	x	6.100		x		U	19.810	x	9.400	0.510			0.510	-	B	-	-	IT - 0249Q-MO
2	RF/PWR	16.510	x	6.100		x		U	19.810	x	9.400	0.510			0.510	-	B	-	-	IT - 0249R-MO
2	RF/PWR	27.940	x	6.100		x		U	31.240	x	9.400	0.510			0.510	-	B	-	-	IT - 0216L-OP
2	RF/PWR	27.940	x	6.100		x		U	31.240	x	9.400	0.510			0.510	-	B	-	-	IT - 0216Q-OP
8	OPTO	6.200	x	4.800	7.500	x	4.800	U	10.000	x	5.800	2.260	1.040		3.300	0.635	B	D/A	S/R	IL - 2051A-OP
8	OPTO	9.700	x	4.400	9.700	x	5.700	U	12.700	x	7.370	2.410	1.520	0.890	4.820	2.540	B	No.8	No.8	IL - 8003A-MO
9	OPTO	6.200	x	4.800	7.300	x	4.800	U	10.000	x	5.800	2.260	1.040		3.300	0.635	B	D/A	S/R	IL - 2049A-OP
14	OPTO	18.800	x	7.800	18.800	x	10.700	U	20.800	x	12.700	2.030	1.020		3.050	2.540	B	No.1, 8	No.1, 8	IL - 1011C-OP